

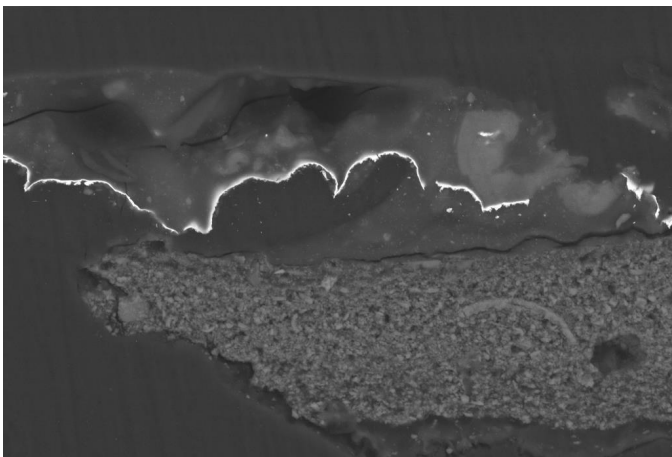




Table I – Lucas Cranach the Elder, *Portrait of Johann Friedrich the Magnanimous*, (1509) NG 6539

Sample No.	Location & Description	Photomicrograph of paint cross-section Stratigraphy	Photomicrograph of paint cross-section in UV SEM/EDX results/Comments
<i>Samples taken by A Roy 24.04.1995. Comments by A Roy: no imprimatura</i>			
1	Traces of 'mordant' gilding from frame, lower right-hand side – probably original.	 <p data-bbox="705 783 1375 842"><i>Yellow translucent mordant gilding (AR)</i> EDX spectrum of mordant Si, Ca, Fe (Al, Pb, Cl, K, Cu) (AR)</p>	  <p data-bbox="1400 1246 2069 1289">20 µm File Name = NG6539_S1_XS_BSI_detail10.tif CZ BSD THE NATIONAL GALLERY Air WD = 8.5 mm 25.00 kV 200 pA</p>
2	Very dark green paint on inner edge of frame, left-hand side. Probably original green paint – to confirm whether or not frame is original. Compare with S4	<p data-bbox="705 1326 1375 1449"><i>Examination of unmounted fragment, reverse: possibly two layers green and varnish. Perhaps lead white and verdigris and some variety of yellow (lead-tin yellow or lake). Note passes over white, presumed chalk, ground. (AR)</i></p>	

3	Black paint, inner edge of frame, probably original as S2. Compare with original background (S 5).	<i>Very fine black and coarser black mixture (probably charcoal). (AR)</i> <i>NB S3 from 6539 is similar to S2 black tunic in NG 6538 with coarse and fine black pigments mixed. (AR)</i>	
4	Green of tunic. Compare with S2	<i>Yellowish green w/l. Probably stronger (solid) green on top. Also similar to S4 in NG 6538 (AR)</i>	
5	Black of background to compare with S 3.	<i>Mainly fine black, trace coarser black and possibly also some red lake (?), trace mineral blue (probably azurite) check EDX. Goes over yellow mordant. (AR)</i>	
6	Miniscule sample of flesh of hand from edge of circular loss.	 <i>Thin white and trace vermilion (with a little yellowish glaze pigment incorporated) (AR)</i>	
7	Green of tunic, lower edge, left, and fragment of ground for XRD.	<i>Sample is filler and retouching. (AR)</i>	<i>EDX of white ground: Ca</i>
8	Brown decorative stripe on sleeve, left-hand side.	<i>Mixed brown for EDX. Coarse striated HgS and possibly Fe2O3 and black over mid-dark green with striated col. verdigris. (AR)</i>	<i>EDX of brown unmounted fragment: Hg, S, Si, Fe, Ca, K, Cu</i>
9	Brighter red, seen through sleeve (paint as brighter stripes on tunic)	<i>Fine and coarse vermilion, probably some discoloured vermilion (trace, vestige, of red lake glaze. (AR)</i>	
10	Yellow of 'chain', miniscule pure sample for XRD (probably lead-tin yellow).		